



S. P. BHANDARE & ASSOCIATES

CHARTERED ACCOUNTANTS

3/UG-4, MODELS RESIDENCY, ST. INEZ,
PANAJI - GOA. 403 001.

TEL.: (0832) 2221464, 2431051 E-MAIL : sandip.bhandare@gmail.com

AUDITOR'S REPORT

The Members of El-Shaddai Charitable Trust

Report on the Financial Statements

We have audited the accompanying financial statements of El-Shaddai Charitable Trust which comprise the Balance Sheet as at 31st March 2018, the Income and Expenditure Account and the Receipts and Payments Account for the year then ended and a summary of significant accounting policies and other explanatory information.


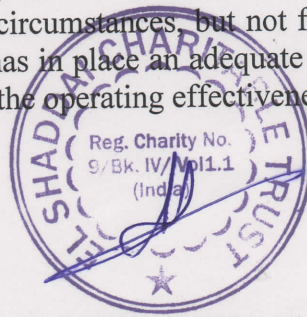
Management's Responsibility for the Financial Statements

The Trustees (Management) are responsible for the preparation and presentation of these financial statements that give a true and fair view of the financial position and the financial performance of the trust in accordance with Indian Trusts Act, 1882. This responsibility also includes maintenance of adequate accounting records for safeguarding the assets of trust and for preventing and detecting frauds and other irregularities; selection and application of appropriate accounting policies; making judgments and estimates that are reasonable and prudent; and the design, implementation and maintenance of internal financial controls, that were operating effectively for ensuring the accuracy and completeness of the accounting records, relevant to the preparation and presentation of the financial statements that give a true and fair view and are free from material misstatement, whether due to fraud or error.

Auditor's Responsibility

Our responsibility is to express an opinion on these financial statements based on our audit. We conducted our audit in accordance with the Standards on Auditing issued by the Institute of Chartered Accountants of India. Those Standards require that we comply with ethical requirements and plan and perform the audit to obtain reasonable assurance about whether the financial statements are free from material misstatement.

An audit involves performing procedures to obtain audit evidence about the amounts and disclosures in the financial statements. The procedures selected depend on the auditor's judgment, including the assessment of the risks of material misstatement of the financial statements, whether due to fraud or error. In making those risk assessments, the auditor considers internal financial controls relevant to trust's preparation of the financial statements, that give a true and fair view in order to design audit procedures that are appropriate in the circumstances, but not for the purpose of expressing an opinion on whether the trust has in place an adequate internal financial controls system over financial reporting and the operating effectiveness of such





S. P. BHANDARE & ASSOCIATES

CHARTERED ACCOUNTANTS

3/UG-4, MODELS RESIDENCY, ST. INEZ,

PANAJI - GOA. 403 001.

TEL.: (0832) 2221464, 2431051 E-MAIL : sandip.bhandare@gmail.com

controls. An audit also includes evaluating the appropriateness of accounting policies used and the reasonableness of the accounting estimates made by the Trustees, as well as evaluating the overall presentation of the financial statements.

We believe that the audit evidence we have obtained is sufficient and appropriate to provide a basis for our audit opinion on the financial statements.


Opinion

In our opinion and to the best of our information and according to the explanations given to us, the financial statements of trust for the year ended 31st March, 2018, give the information in all material respects, in accordance with Indian Trusts Act, 1882. in the manner so required and give a true and fair view in conformity with the accounting principles generally accepted in India:

- (a) In the case of the Balance Sheet, of the state of affairs of trust as at 31st March 2018;
- (b) In the case of Income and Expenditure Account, of the excess of Income over Expenditure for the year ended on that date; and
- (c) In the case of Receipts & Payments Account, of the receipts & payments for the accounting year ended on 31st March 2018.

Further to our comments referred to above, we report that:

- 1) The accounts are maintained regularly, and in accordance with the provisions of the Indian Trusts Act, 1882. and the Rules framed there under.
- 2) The receipts and disbursements are properly and correctly shown in the accounts.
- 3) The Bank balances were verified by us with the certificates from the bankers. The Cash balance shown in the accounts was found correct.
- 4) All books, deeds, accounts, vouchers and other documents required by us were produced before us.
- 5) The Executive Secretary, Treasurer, Accountant or any other person required to appear before us did so and furnished the necessary information required by us.
- 6) No property or funds of the trust were applied for any object or purpose other than the object or purpose of the trust.





S. P. BHANDARE & ASSOCIATES

CHARTERED ACCOUNTANTS

3/UG-4, MODELS RESIDENCY, ST. INEZ,

PANAJI - GOA. 403 001.

TEL.: (0832) 2221464, 2431051 E-MAIL : sandip.bhandare@gmail.com

7) There following amounts are outstanding for more than one year.

Advance to Gera Developers Pvt Ltd

₹ 20,54,322.00

8) Following creditors are outstanding for more than one Year

Parag Rao

₹ 44,000.00

9) All expenditures incurred on behalf of the trust have been sanctioned from time to time by the Governing body, Managing Committee or any other person authorized to do so under the Rules & Regulations of the trust.

10) Minutes of the meeting of the General Body, Governing Body and other Bodies or Committees are maintained regularly and properly.

11) List of members of the trust is maintained and kept up-to-date.


12) Any communication to the Trust can be made to Mr. Matthew Kurian, Managing Trustee, El- Shaddai Charitable Trust, El-Shaddai House, Opp. Dhuler Football Stadium, Dhuler, Mapusa, Bardez – Goa.

9) No part of the money of the Trust has been invested in Contravention with the Rules of the Trust.


10) Inventory of the movable has been taken.

For, S.P. BHANDARE & ASSOCIATES
CHARTERED ACCOUNTANTS
FIRM REGN NO 101157W

S.P. BHANDARE
PROPRIETOR
M. No. 35615



PLACE : PANAJI – GOA.
DATE: 23RD MAY 2018




EL-SHADDAI CHARITABLE TRUST
MAPUSA GOA - 403507
BALANCE SHEET AS AT 31ST MARCH 2018

PARTICULARS	SCH. NO.	CURRENT YEAR AMOUNT (RS)	PREVIOUS YEAR AMOUNT (RS)
FUNDS GENERATED:			
<u>Excess of Income over Expenditure</u>			
As on 1st April 2017		111,515,682.66	90,970,326.47
Add: Excess of income over expenditure during the year		6,985,516.37	20,545,356.19
		118,501,199.03	111,515,682.66
TOTAL		118,501,199.03	111,515,682.66
FUNDS EMPLOYED:			
<u>Fixed Assets</u>			
	A		
a)Gross Block as on 1st April 2017		109,072,235.51	95,926,709.81
b)Less:Depreciation		4,880,499.00	4,205,451.00
c) Net Block as on 31.03.2018		104,191,736.51	91,721,258.81
Capital Work in Progress	B	4,104,861.00	17,961,522.90
		108,296,597.51	109,682,781.71
Investments	C	344,822.00	883,228.00
<u>Current assets, Loans & Advances:</u>			
Current Assets	D	3,940,917.03	3,484,789.03
Cash & Bank Balances	E	6,692,975.49	2,519,834.92
		10,633,892.52	6,004,623.95
Less: Current Liabilities	F	774,113.00	5,054,951.00
Net Current Assets		9,859,779.52	949,672.95
TOTAL		118,501,199.03	111,515,682.66
Notes to Accounts	N		
As per our report of even date			

For, S.P.Bhandare & Associates
Chartered Accountants
Firm Reg. No. 101157W

S.P.Bhandare
S.P.Bhandare
Proprietor
M.No. 35615



For, El-Shaddai Charitable Trust

Matthew Kurian
Matthew Kurian
Managing Trustee



Place: Panaji - Goa.
Date: 23rd May 2018

EL-SHADDAI CHARITABLE TRUST
MAPUSA GOA. 403 507

INCOME AND EXPENDITURE ACCOUNT FOR THE YEAR ENDED 31ST MARCH 2018

PARTICULARS	SCH. NO.	CURRENT YEAR AMOUNT (RS)	PREVIOUS YEAR AMOUNT (RS)
INCOME			
Donations	G	58,264,405.81	56,256,737.42
Other Income	H	806,083.47	433,338.31
Depreciation reversed of previous years	A	-	9,441,430.86
TOTAL		59,070,489.28	66,131,506.59
EXPENDITURE			
Adminstration expenses	I	4,731,262.27	3,790,269.39
Arts & sports expenses	J	5,343,812.00	3,490,929.32
Community centre expenses	K	3,010,557.00	3,074,139.00
Educational expenses	L	4,456,595.50	4,411,434.00
Homes and shelter expenses	M	29,662,247.14	26,613,848.69
		47,204,473.91	41,380,620.40
Depreciation	A	4,880,499.00	4,205,451.00
TOTAL		52,084,972.91	45,586,071.40
Excess of Income over Expenditure		6,985,516.37	20,545,435.19
Notes to Accounts	N		

As per our report of even date

For, S.P.Bhandare & Associates
Chartered Accountants
Firm Reg. No. 101157W

S.P. Bhandare


S.P.Bhandare
Proprietor
M.No. 35615



For, El Shaddai Charitable Trust

Matthew Kurian



Matthew Kurian
Managing Trustee



Place: Panaji Goa.
Date: 23rd May 2018

EL-SHADDAI CHARITABLE TRUST
MAPUSA GOA. 403 507
RECEIPTS AND PAYMENTS ACCOUNT FOR THE YEAR ENDED 31ST MARCH 2018

Receipts	Amount	Amount	Payments	Amount	Amount
Opening Balance					
Bank Accounts					
Axis Bank Ltd A/c No. 34478	1,72,683.56		Payments of Unsecured loans		
Central Bank of India A/c No. 20954	2,48,930.29		Loan Received From Jaya	4,00,000.00	
Central Bank of India - HOK A/c No. 13378	1,274.60		Loan Received From Mary	3,00,000.00	
Central Bank of India - RH A/c No. 42151	7,696.60		Loan Received From DZiners- Mapusa	6,00,000.00	13,00,000.00
Central Bank of India - Sh A/c No. 40006	6,339.60		Payments to contractors and suppliers		
Central Bank of India - VH A/c No. 41634	62,179.60		Sundry Creditors - Contractors	60,39,976.00	
HDFC Bank Ltd. A/c No. 59037	1,04,466.98		Sundry Creditors- Food Provisions	49,60,949.00	
HDFC Bank LTD - Chennai Account A/c No. 87	1,077.00		Sundry Creditors - Material	4,31,670.00	
HDFC Bank Ltd - Faith Mission Kerela A/c No.	119.50		Sundry Creditors -Others	36,26,290.06	1,50,58,885.06
HDFC Bank Ltd- FCRA Account A/c No. 00012	18,17,380.98		Purchase of Fixed Assets		
PAYTM	10,000.00		Computers	27,732.80	
State Bank of Mysore / India A/c No. 07047	2,102.00		Furniture & Fixtures	3,584.00	
Yes Bank	53,373.23		Two wheeler	15,200.00	
Cash-in-hand		24,87,623.94	Plant & Machinery	7,32,506.00	7,79,022.80
		32,210.98	Investments in Liquid Deposit		
Unsecured Loans			Liquid Deposit - Axis Bank	24,50,000.00	
Loan Received From Jaya	4,00,000.00		Liquid Deposit - Axis Bank 2	1,00,000.00	25,50,000.00
Loan Received From Mary	3,00,000.00		Advance for properties		
Loan Received From DZiners- Mapusa	1,00,000.00	8,00,000.00	Advance to Gera Development - Office at Patto Panji	9,61,316.00	
Receipts from Proceeds of Liquid Deposits			Maria Suzan - House with Land - Verna 196/1	23,50,000.00	33,11,316.00
Liquid Deposit - Axis Bank	29,56,565.00		Capital Work in Progress		
Liquid Deposit - Axis Bank 1	95,105.00		Construction Work at Chimbhel TC	6,93,043.00	
Liquid Deposit - Axis Bank 2	81,430.00		Property at Verna -Survey No.	6,52,223.00	13,45,266.00
Hanumanta Laxmi - Sale of Vehicle - Swift		31,33,100.00	TDS paid		2,29,722.00
Refund - Khanna Ghar - Rajendra Pirankar		1,50,000.00			
		25,000.00			



Agnel Dsouza - Advance for Activa GA03 A 8188

<u>Loans and advances</u>			
8,000.00	Advance - Sudhakar Gas Service	35,000.00	
	Staff Advance - Johnny	3,000.00	
	Staff Advance - Loan -Milind	25,000.00	63,000.00

Income

Donations FCRA	4,04,36,602.89
Income Others	81,749.47
Donation - Give India	8,42,808.89
Donations -Non FCRA (Others)	1,26,84,994.03
Project Building - Donations Non FCRA	44,00,000.00

Indirect Expenses

Adminstrative and project cost	3,37,51,902.85
--------------------------------	----------------

5,84,46,155.28 Closing Balance

Bank Accounts

Axis Bank Ltd A/c No. 34478	48,022.06	
Central Bank of India A/c No. 20954	68,439.26	
Central Bank of India - HOK A/c No.13378	1,322.60	
Central Bank of India - Norma A/c No. 14987	1,575.00	
Central Bank of India - RH A/c No. 42151	7,988.60	
Central Bank of India - RN A/c No. 13020	2,121.00	
Central Bank of India - Sh A/c No. 40006	6,579.60	
Central Bank of India - VH A/c No. 41634	64,536.60	
HDFC Bank Ltd. A/c No. 59037	1,08,258.98	
HDFC Bank Ltd- FCRA Account A/c No. 00012	(1,97,941.97)	
HDFC Bank LTD - Chennai Account A/c No. 87975	7,967.35	
HDFC Bank Ltd - Faith Mission Kerela A/c No. 847	78.50	
PAYTM	10,000.00	
South Indian Bank A/c No 00238	37,11,364.09	
South Indian Bank - FCRA A/C No. 03666	28,13,928.32	
State Bank of Mysore / India A/c No. 07047	1,475.55	
Yes Bank	7,947.95	66,63,663.49

Cash-in-hand

29,312.00

6,50,82,090.20


6,50,82,090.20

As per our report of even date

For, S.P.Bhandare & Associates
Chartered Accountants
Firm Reg. No. 101157W

S.P.Bhandare
Proprietor
M.No. 35615

Place: Panaji - Goa.
Date: 23rd May 2018



For, El-Shaddai Charitable Trust

Matthew Kurian
Managing Trustee
9/Bk. IV/ Vol1.1
(India)




**EL-SHADDAI CHARITABLE TRUST
MAPUSA GOA. 403 507**

FIXED ASSETS SCHEDULE

SCHEDULE A


Sr No.	Description of Asset	Rate	01.04.2017	Dep reversed	Addition		Deductions	Total	Depreciation	31-03-2018
					1st Half	2nd Half				
A	Land									
	Agri Property-Sur No 129/130/132- Mungod Karnataka		1,533,630.00	-	-	-	-	1,533,630.00	-	1,533,630.00
	Building Const- Work -Altinho (PT Sheet 133		5,195,109.00	-	-	-	-	5,195,109.00	-	5,195,109.00
	Construction in Mudgod Property Sur 3/B		445,658.00	-	-	-	-	445,658.00	-	445,658.00
	Land @ Assagao 220/50 ,216/6, 216/3		2,544,335.00	-	-	-	-	2,544,335.00	-	2,544,335.00
	Land and House at Chimbel (Plot 33)		1,200,000.00	-	-	-	-	1,200,000.00	-	1,200,000.00
	Land & House Survey No 196/1 - Verna		16,350,240.00	-	-	-	-	16,350,240.00	-	16,350,240.00
	Plot of Land -Chimbel (Tremara)		348,880.00	-	-	-	-	348,880.00	-	348,880.00
	Plot of Land -Flea Market (Anjuna 70/14)		414,052.00	-	-	-	-	414,052.00	-	414,052.00
	Plot of Land -Survey 188/1 Sancoale (Ashray Vasco)		2,600,100.00	-	-	-	-	2,600,100.00	-	2,600,100.00
	Property 174/15 - House of Kathleen		1,819,060.00	-	-	-	-	1,819,060.00	-	1,819,060.00
	Property at Altinho Mapusa -PT Sheet 133		7,606,400.00	-	-	-	-	7,606,400.00	-	7,606,400.00
	Property at Colvale Bardez (Colvale Property)		3,613,390.00	-	-	-	-	3,613,390.00	-	3,613,390.00
	Property at Dhuler Mapusa PT Sht 86		1,908,100.00	-	-	-	-	1,908,100.00	-	1,908,100.00
	Property at Pajifond - Stepping Stones		4,160,100.00	-	-	-	-	4,160,100.00	-	4,160,100.00
	Property Survey 139/7 - Shekinah House		1,308,098.00	-	-	-	-	1,308,098.00	-	1,308,098.00
	Property Survey 174 -Rainbow House		2,453,850.00	-	-	-	-	2,453,850.00	-	2,453,850.00
	Property Survey 324/11 & 23 (Saligao) Victory House		1,635,098.00	-	-	-	-	1,635,098.00	-	1,635,098.00
	Property at Assagao(Sur No. 152/21) Laurel		530,100.00	-	-	-	-	530,100.00	-	530,100.00
	Property at Mungod Sur No 3/B (Karnataka)		465,935.00	-	-	-	-	465,935.00	-	465,935.00
	Sport Ground Property - Assagao		2,676,960.00	-	-	-	-	2,676,960.00	-	2,676,960.00
	Survey No. 140/11		768,600.00	-	-	-	-	768,600.00	-	768,600.00
			59,577,695.00	-	-	-	-	59,577,695.00	-	59,577,695.00
B	Land & Building									
	Assagao House - Office Premises	10%	1,033,195.00	-	-	-	-	1,033,195.00	103,320.00	929,875.00
	Building Premises - Victory House	10%	1,051,569.65	-	-	-	-	1,051,569.65	105,157.00	946,412.65
	Construction -Colvale (Revora House)	10%	478,013.00	-	-	-	-	478,013.00	47,801.00	430,212.00
	Flat No 5-Panjim (Ashadeep)	10%	289,693.85	-	-	-	-	289,693.85	28,969.00	260,724.85
	Flat Premises - Relino Apts - Little Accorns	10%	427,013.00	-	-	-	-	427,013.00	42,701.00	384,312.00
	Khanna Ghar	10%	12,203.00	-	-	-	-	12,203.00	1,220.00	10,983.00
	Kitchen Premises (Soup Kitchen)	10%	845,611.00	-	-	-	-	845,611.00	84,561.00	761,050.00
	Land Survey No 143/1 and Building (House of Norma)	10%	3,225,153.00	-	-	-	-	3,225,153.00	322,515.00	2,902,638.00
	Laundry Compound	10%	95,017.00	-	-	-	-	95,017.00	9,502.00	85,515.00




Laundry Unit Shed	10%	81,262.00	-	-	-	81,262.00	8,126.00	73,136.00
Laurel Cottages - in Survey No 152/2	10%	453,078.00	-	-	-	453,078.00	45,308.00	407,770.00
Shantiniketan - School Building	10%	7,677,046.00	-	-	-	7,677,046.00	767,705.00	6,909,341.00
Shop G-18, Flat GF 1/2 & F-6 (Stadium -Moti Dongor)	10%	4,248,571.00	-	3,212,442.00	-	7,461,013.00	746,101.00	6,714,912.00
Wells	10%	131,226.00	-	-	-	131,226.00	13,123.00	118,103.00
Building at Mungod	10%	-	-	-	11,289,092.90	11,289,092.90	564,455.00	10,724,637.90
Renovation of house - Verna	10%	-	-	-	2,197,120.00	2,197,120.00	109,856.00	2,087,264.00
		20,048,651.50	-	3,212,442.00	13,486,212.90	36,747,306.40	3,000,420.00	33,746,886.40

C Plant & Machinery

Air Conditioner	15%	430,454.25	-	-	145,000.00	575,454.25	75,443.00	500,011.25
Borewell Motar	15%	48,960.00	-	-	-	48,960.00	7,344.00	41,616.00
Camera	15%	410,229.39	-	15,505.00	-	425,734.39	63,860.00	361,874.39
Ceiling Fan, Wall Fan & Tubelights	15%	86,906.00	-	5,669.00	-	92,575.00	13,886.00	78,689.00
Chapati Maker - KG	15%	-	-	324,500.00	-	324,500.00	48,675.00	275,825.00
Drill Machine	15%	1,700.00	-	-	-	1,700.00	255.00	1,445.00
Electrical Control Panel - Mundgod	15%	62,151.00	-	-	-	62,151.00	9,323.00	52,828.00
Electric Heater	15%	3,467.00	-	-	-	3,467.00	520.00	2,947.00
Electric Iron	15%	1,198.00	-	-	-	1,198.00	180.00	1,018.00
Emergency Lamps	15%	7,192.00	-	-	-	7,192.00	1,079.00	6,113.00
Equipment	15%	10,840.00	-	-	-	10,840.00	1,626.00	9,214.00
Exhaust Fan	15%	220.75	-	-	-	220.75	33.00	187.75
Feeder Panel	15%	121,808.00	-	-	-	121,808.00	18,271.00	103,537.00
Fire Extinguisher	15%	36,873.25	-	-	-	36,873.25	5,531.00	31,342.25
Floor Cleaning Machine	15%	20,280.00	-	-	-	20,280.00	3,042.00	17,238.00
Flour Grinder - KG	15%	-	-	33,547.00	-	33,547.00	5,032.00	28,515.00
Generator	15%	214,941.00	-	-	-	214,941.00	32,241.00	182,700.00
Grass Cutting Machine	15%	37,091.00	-	-	-	37,091.00	5,564.00	31,527.00
Grinder	15%	3,645.75	-	-	-	3,645.75	547.00	3,098.75
Grinder with Coconut Scrapper	15%	-	-	16,500.00	-	16,500.00	2,475.00	14,025.00
Hospice Equipments	15%	17,520.00	-	-	-	17,520.00	2,628.00	14,892.00
Invertor	15%	290,833.00	-	-	-	290,833.00	43,625.00	247,208.00
Jet Washer with Accessories	15%	71,960.00	-	-	-	71,960.00	10,794.00	61,166.00
Khana Ghar Equipment	15%	20,880.00	-	-	-	20,880.00	3,132.00	17,748.00
Kitchen Equipment	15%	347,094.23	-	-	-	347,094.23	52,064.00	295,030.23
Laminating Machine	15%	8,379.00	-	-	-	8,379.00	1,257.00	7,122.00
Laundry Washing Machine	15%	454,879.00	-	-	-	454,879.00	68,232.00	386,647.00
Loop Ring	15%	48,571.00	-	-	-	48,571.00	7,286.00	41,285.00
Mattress	15%	712.12	-	-	-	712.12	107.00	605.12
Microwave Owen	15%	2,269.00	-	-	-	2,269.00	340.00	1,929.00
Mixer	15%	4,693.50	-	-	-	4,693.50	704.00	3,989.50
Mixer Machine	15%	21,550.00	-	-	-	21,550.00	3,233.00	18,317.00



Mundgod Play Items	15%	67,353.00	-	-	-	-	67,353.00	10,103.00	57,250.00
Music System	15%	176,637.00	-	-	-	-	176,637.00	26,496.00	150,141.00
Office Equipments	15%	67,895.56	-	-	-	-	67,895.56	10,184.00	57,711.56
Other Assets	15%	49,358.75	-	-	-	-	49,358.75	7,404.00	41,954.75
Projector	15%	113,691.00	-	-	-	-	113,691.00	17,054.00	96,637.00
Punching Machine	15%	15,420.00	-	-	-	-	15,420.00	2,313.00	13,107.00
Refrigerator	15%	217,497.30	-	-	-	-	217,497.30	32,625.00	184,872.30
Sewing Machine	15%	110,653.50	-	6,000.00	-	-	116,653.50	17,498.00	99,155.50
Sign Board	15%	1,557.67	-	-	-	-	1,557.67	234.00	1,323.67
Solar Heater	15%	13,344.00	-	5,000.00	-	-	18,344.00	2,752.00	15,592.00
Solar Panel	15%	220,823.00	-	-	-	-	220,823.00	33,123.00	187,700.00
Stabiliser	15%	42,160.00	-	-	22,000.00	-	64,160.00	7,974.00	56,186.00
Tea / Coffe Making Machine	15%	12,800.00	-	-	-	-	12,800.00	1,920.00	10,880.00
Television	15%	337,904.00	-	16,000.00	60,295.00	-	414,199.00	57,608.00	356,591.00
Tile Cutting Machine	15%	305.50	-	-	-	-	305.50	46.00	259.50
Time & Attendance (Bio Matrix) Software	15%	219,893.00	-	17,299.00	-	-	237,192.00	35,579.00	201,613.00
Tools & Equipments	15%	10,661.42	-	-	-	-	10,661.42	1,599.00	9,062.42
Trolly	15%	4,745.50	-	-	-	-	4,745.50	712.00	4,033.50
Tumble Dryer	15%	8,570.50	-	-	-	-	8,570.50	1,286.00	7,284.50
Vaccum Cleaner	15%	14,061.00	-	-	-	-	14,061.00	2,109.00	11,952.00
Washing Machine	15%	135,121.50	-	-	43,000.00	-	178,121.50	23,493.00	154,628.50
Water Cooler	15%	32,204.00	-	-	-	-	32,204.00	4,831.00	27,373.00
Water Cooler - Albert Good News Center	15%	22,780.00	-	-	28,000.00	-	50,780.00	5,517.00	45,263.00
Water Filter	15%	13,235.75	-	10,490.00	-	-	23,725.75	3,559.00	20,166.75
Water Levelling Checking Instrument	15%	31,135.00	-	-	-	-	31,135.00	4,670.00	26,465.00
Water Pump	15%	196,870.12	-	-	-	-	196,870.12	29,531.00	167,339.12
Water Purifier	15%	39,755.00	-	-	-	-	39,755.00	5,963.00	33,792.00
Water Purifier - Shelter	15%	-	-	7,000.00	-	-	7,000.00	1,050.00	5,950.00
Water Tank	15%	53,112.53	-	-	-	-	53,112.53	7,967.00	45,145.53
Weed Cutting Machine	15%	3,846.50	-	-	-	-	3,846.50	577.00	3,269.50
Weighing Machine	15%	292.25	-	-	-	-	292.25	44.00	248.25
Welding Machine	15%	12,684.00	-	-	-	-	12,684.00	1,903.00	10,781.00
		5,033,666.59	-	457,510.00	298,295.00	-	5,789,471.59	846,053.00	4,943,418.59



D **Motor Vehicles**

Vehicles -Four Wheelers

Ashok Leyland -Pickup -GA 03 N-4015	15%	309,370.00	-	-	-	-	309,370.00	46,406.00	262,964.00
Eicher Bus 40 Str -GA 03 N -4026	15%	835,853.00	-	-	-	-	835,853.00	125,378.00	710,475.00
Loss / Gain on Sale of Vehicle	15%	8,299.00	-	-	-	-	8,299.00	1,245.00	7,054.00
Mahindra Pick Up -GA 01 Z-0400	15%	22,285.00	-	-	-	-	22,285.00	3,343.00	18,942.00
Maruti Alto Car GA 01 R -7232	15%	30,073.00	-	-	-	-	30,073.00	4,511.00	25,562.00
Maruti Omni (GA 03 C-8571/ H2501)	15%	115,427.00	-	-	-	-	115,427.00	17,314.00	98,113.00
Maruti Swift GA 03 C -1192	15%	150,000.00	-	-	-	150,000.00	-	-	-
Maruti Van GA 01 R -8781	15%	40,046.00	-	-	-	-	40,046.00	6,007.00	34,039.00
Swaraz Mazda -GA (T2331/T2332/Z5637)	15%	87,304.20	-	-	-	-	87,304.20	13,096.00	74,208.20
Tata Ace GA 03 -N 2037	15%	198,270.00	-	-	-	-	198,270.00	29,741.00	168,529.00
Toyota Etios	15%	573,750.00	-	-	-	-	573,750.00	86,063.00	487,687.00

Vehicles -Two Wheelers


Aviator - GA 03J -2760	15%	11,007.00	-	-	-	-	11,007.00	1,651.00	9,356.00
Bajaj -Bike CT 2WHR -GA 03 AD 7364	15%	31,961.00	-	-	-	-	31,961.00	4,794.00	27,167.00
Cycle	15%	-	-	-	15,200.00	-	15,200.00	1,140.00	14,060.00
Hero Cycle	15%	2,388.00	-	-	-	-	2,388.00	358.00	2,030.00
Honda Activa Bikes	15%	34,224.50	-	-	-	-	34,224.50	5,134.00	29,090.50
Honda Activa GA 03 AA -0140 (SH)	15%	27,094.00	-	-	-	-	27,094.00	4,064.00	23,030.00
Honda Activa -GA 03 AA-0141 (ACC)	15%	27,640.00	-	-	-	-	27,640.00	4,146.00	23,494.00
Honda Activa GA 03 AA-3643 (LA)	15%	34,582.00	-	-	-	-	34,582.00	5,187.00	29,395.00
Honda Activa -GA 03 AA -9708 (AD)	15%	34,059.00	-	-	-	-	34,059.00	5,109.00	28,950.00
Honda Activa G A 03 B-2605 (TCC)	15%	36,906.00	-	-	-	-	36,906.00	5,536.00	31,370.00
Honda Dio -GA 03 Q-8177	15%	25,735.00	-	-	-	-	25,735.00	3,860.00	21,875.00
Honda Dios -GA 03-0388/6280/8044/9273)	15%	82,320.50	-	-	-	-	82,320.50	12,348.00	69,972.50
Mahindra Duro -GA 03 Q 0833	15%	17,560.00	-	-	-	-	17,560.00	2,634.00	14,926.00
Splendor SS	15%	20,526.00	-	-	-	-	20,526.00	3,079.00	17,447.00
Vespa Bike 2WHR	15%	88,501.00	-	-	-	-	88,501.00	13,275.00	75,226.00

2,845,181.20 - - 15,200.00 150,000.00 2,710,381.20 405,419.00 2,304,962.20

E **Computers**

Computer	60%	219,184.05	-	8,415.00	-	-	227,599.05	136,559.00	91,040.05
Firewall Computer Software	60%	18,144.00	-	-	-	-	18,144.00	10,886.00	7,258.00
Laptop	60%	73,000.00	-	-	-	-	73,000.00	43,800.00	29,200.00
Laptops	60%	39,611.00	-	-	-	-	39,611.00	23,767.00	15,844.00
Printer	60%	30,065.00	-	19,317.80	-	-	49,382.80	29,630.00	19,752.80

380,004.05 - 27,732.80 - 407,736.85 244,642.00 163,094.85



F Furniture & Fixtures										
Cupboards / Locker - Homes	10%	14,400.00	-	-	-	-	14,400.00	1,440.00	12,960.00	
Donation Boxes	10%	12,385.67	-	-	-	-	12,385.67	1,239.00	11,146.67	
Electrical Fittings	10%	307,741.65	-	-	-	-	307,741.65	30,774.00	276,967.65	
Furniture - Albert GNC - Stadium View (Modi Dongor)	10%	179,550.00	-	-	-	-	179,550.00	17,955.00	161,595.00	
Furniture & Fixtures	10%	2,758,071.15	-	-	-	-	2,758,071.15	275,807.00	2,482,264.15	
Furniture & Fixtures - Chennai	10%	3,523.00	-	-	-	-	3,523.00	352.00	3,171.00	
Furniture & Fixtures - Chimbel	10%	190,000.00	-	-	-	-	190,000.00	19,000.00	171,000.00	
Furniture & Fixtures - Fundraising	10%	5,189.00	-	-	-	-	5,189.00	519.00	4,670.00	
Furniture & Fixtures - Homes	10%	73,472.00	-	3,584.00	-	-	77,056.00	7,706.00	69,350.00	
Furniture & Fixtures - Office	10%	68,400.00	-	-	-	-	68,400.00	6,840.00	61,560.00	
Furniture & Fixtures - Scan	10%	7,047.00	-	-	-	-	7,047.00	705.00	6,342.00	
Furniture & Fixtures - School	10%	89,761.00	-	-	-	-	89,761.00	8,976.00	80,785.00	
Furniture & Fixtures - Verna	10%	21,942.00	-	-	-	-	21,942.00	2,194.00	19,748.00	
Furniture & Fixtures - Visitor	10%	1,366.00	-	-	-	-	1,366.00	137.00	1,229.00	
Labour Charges - Blooming Bud Furniture	10%	22,453.00	-	-	-	-	22,453.00	2,245.00	20,208.00	
Locker Homes	10%	26,100.00	-	-	-	-	26,100.00	2,610.00	23,490.00	
Plywood - Furniture at Blooming Bud	10%	26,422.00	-	-	-	-	26,422.00	2,642.00	23,780.00	
Steel - Furniture of Blooming Bud	10%	28,237.00	-	-	-	-	28,237.00	2,824.00	25,413.00	
		3,836,060.47	-	3,584.00	-	-	3,839,644.47	383,965.00	3,455,679.47	
Total		91,721,258.81	-	3,701,268.80	13,799,707.90	150,000.00	109,072,235.51	4,880,499.00	104,191,736.51	
Previous year		67,291,233.31	9,441,430.86	1,235,161.25	18,258,384.39	299,500.00	95,926,709.81	4,205,451.00	91,721,258.81	



F Furniture & Fixtures										
Cupboards / Locker - Homes	10%	14,400.00	-	-	-	-	14,400.00	1,440.00	12,960.00	
Donation Boxes	10%	12,385.67	-	-	-	-	12,385.67	1,239.00	11,146.67	
Electrical Fittings	10%	307,741.65	-	-	-	-	307,741.65	30,774.00	276,967.65	
Furniture - Albert GNC - Stadium View (Modi Dongor)	10%	179,550.00	-	-	-	-	179,550.00	17,955.00	161,595.00	
Furniture & Fixtures	10%	2,758,071.15	-	-	-	-	2,758,071.15	275,807.00	2,482,264.15	
Furniture & Fixtures - Chennai	10%	3,523.00	-	-	-	-	3,523.00	352.00	3,171.00	
Furniture & Fixtures - Chimbel	10%	190,000.00	-	-	-	-	190,000.00	19,000.00	171,000.00	
Furniture & Fixtures - Fundraising	10%	5,189.00	-	-	-	-	5,189.00	519.00	4,670.00	
Furniture & Fixtures - Homes	10%	73,472.00	-	3,584.00	-	-	77,056.00	7,706.00	69,350.00	
Furniture & Fixtures - Office	10%	68,400.00	-	-	-	-	68,400.00	6,840.00	61,560.00	
Furniture & Fixtures - Scan	10%	7,047.00	-	-	-	-	7,047.00	705.00	6,342.00	
Furniture & Fixtures - School	10%	89,761.00	-	-	-	-	89,761.00	8,976.00	80,785.00	
Furniture & Fixtures - Verna	10%	21,942.00	-	-	-	-	21,942.00	2,194.00	19,748.00	
Furniture & Fixtures - Visitor	10%	1,366.00	-	-	-	-	1,366.00	137.00	1,229.00	
Labour Charges - Blooming Bud Furniture	10%	22,453.00	-	-	-	-	22,453.00	2,245.00	20,208.00	
Locker Homes	10%	26,100.00	-	-	-	-	26,100.00	2,610.00	23,490.00	
Plywood - Furniture at Blooming Bud	10%	26,422.00	-	-	-	-	26,422.00	2,642.00	23,780.00	
Steel - Furniture of Blooming Bud	10%	28,237.00	-	-	-	-	28,237.00	2,824.00	25,413.00	
		3,836,060.47	-	3,584.00	-	-	3,839,644.47	383,965.00	3,455,679.47	
Total		91,721,258.81	-	3,701,268.80	13,799,707.90	150,000.00	109,072,235.51	4,880,499.00	104,191,736.51	
Previous year		67,291,233.31	9,441,430.86	1,235,161.25	18,258,384.39	299,500.00	95,926,709.81	4,205,451.00	91,721,258.81	



EL-SHADDAI CHARITABLE TRUST
MAPUSA – GOA 403 507

SCHEDULE - N
NOTES TO ACCOUNTS FOR THE YEAR 2017-18

1. **ACCOUNTING POLICIES :**

A. **METHOD OF ACCOUNTING**

The financial statements have been prepared on the historical cost convention and in accordance with normally accepted accounting principles.

B. **RECOGNITION OF INCOME & EXPENDITURE :**

Revenue is recognised and expenditure is accounted on their accrual.

C. **FIXED ASSETS :**

Fixed Assets are stated at cost of construction-or acquisition less depreciation.

D. **DEPRECIATION :**

Depreciation is provided on written down value method at the rates prescribed under the Income Tax Act, 1961.

E. **VALUATION OF INVESTMENTS :**

Investments are valued at cost.

F. **TAXATION:**

No provision for taxation is made in the accounts in view of exemption available to the Trust u/s 11 of the Income Tax Act, 1961.


2. Previous Year's figures have been regrouped wherever necessary.

**SIGNATURE TO SCHEDULE A TO N
AS PER OUR REPORT OF EVEN DATE**

FOR, S. P. BHANDARE & ASSOCIATES
CHARTERED ACCOUNTANTS
Firm Reg. No. 101157W


S.P. BHANDARE
PROPRIETOR
M.NO. 35615

PLACE: PANAJI - GOA
DATE : 23rd May 2018



FOR, EL-SHADDAI CHARITABLE TRUST

